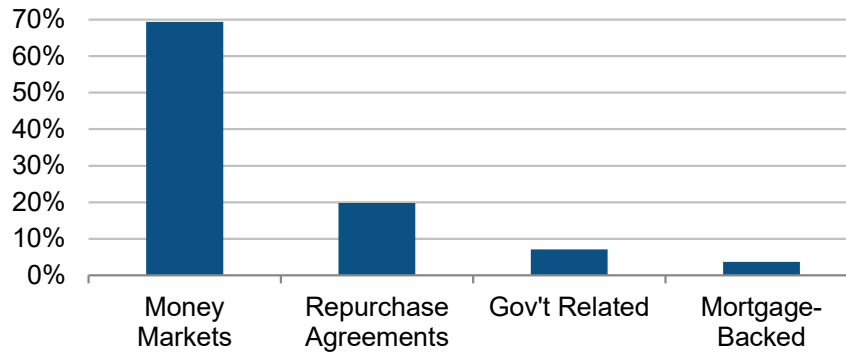




# Performance Report – Money Market Portfolio

## Portfolio Characteristics – 100% Bonds

### Bonds

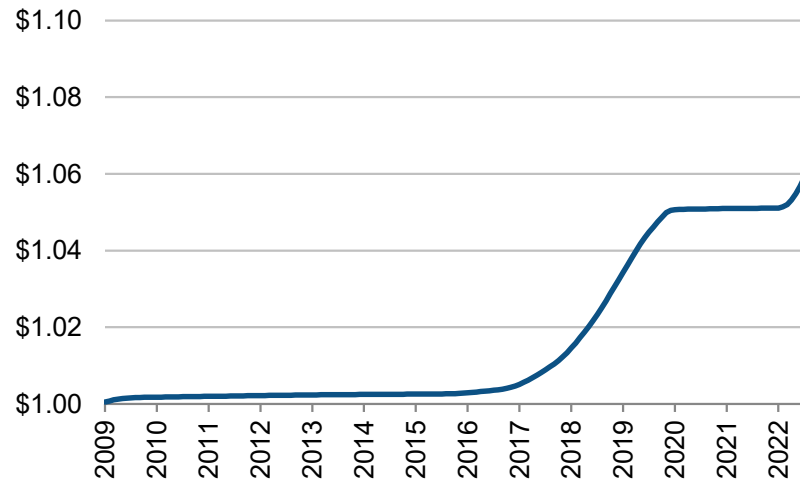


### Performance Detail

	September 2022	October 2022	November 2022
Beginning Value	1,276,189	1,468,780	1,467,008
Net Contributions	190,229	(5,099)	-
Capital Appreciation	-	-	-
Income	2,361	3,327	3,978
Ending Value	1,468,780	1,467,008	1,470,986
<b>Total Return</b>	<b>0.18%</b>	<b>0.23%</b>	<b>0.27%</b>

Data as of 11/30/2022

### Growth of \$1.00 – Ending 11/30/2022

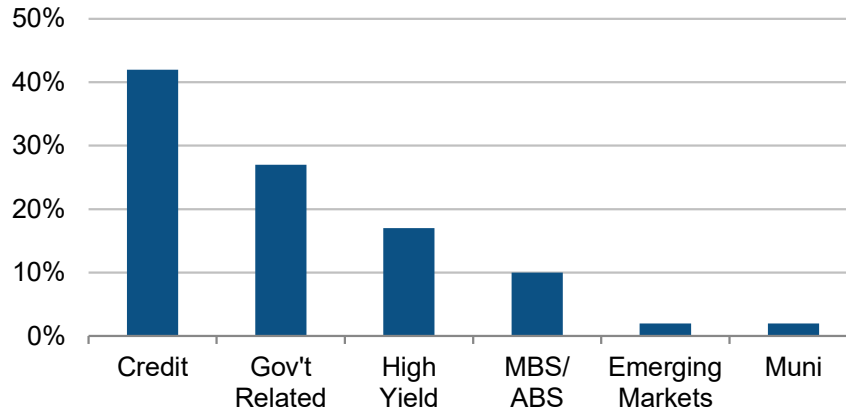




# Performance Report – Bond Portfolio

## Portfolio Characteristics – 100% Bonds

### Bonds

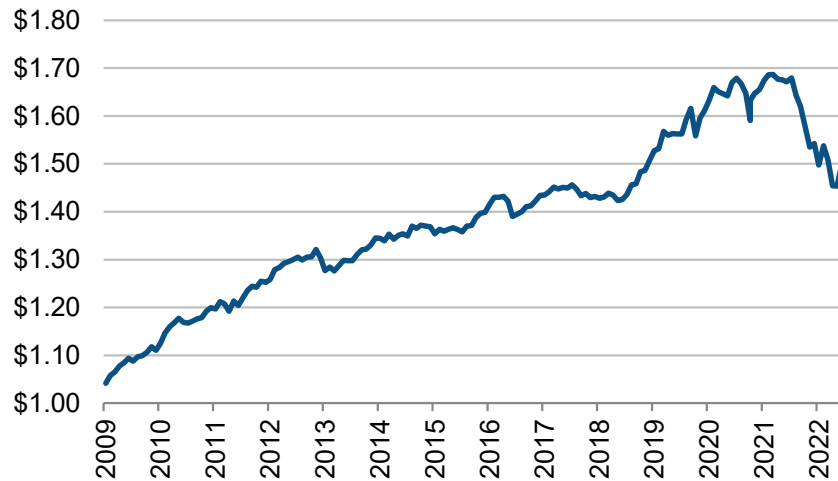


### Performance Detail

	September 2022	October 2022	November 2022
Beginning Value	4,251,255	4,107,295	4,088,086
Net Contributions	6,549	(19,055)	-
Capital Appreciation	(162,463)	(13,411)	114,201
Income	11,954	13,257	13,086
Ending Value	4,107,295	4,088,086	4,215,373
<b>Total Return</b>	<b>-3.54%</b>	<b>-0.04%</b>	<b>3.11%</b>

Data as of 11/30/2022

### Growth of \$1.00 – Ending 11/30/2022

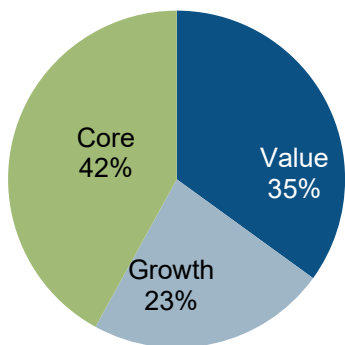




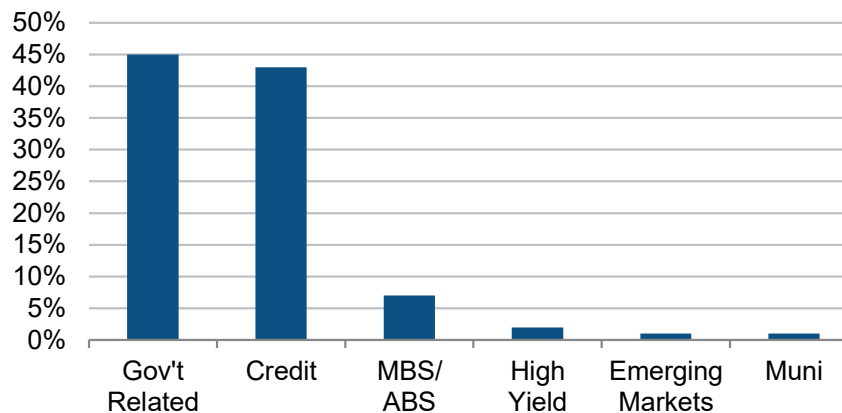
# Performance Report – Target Date 2030 Portfolio

## Portfolio Characteristics – 26% Stocks/72% Bonds/2% Cash

### Stocks



### Bonds

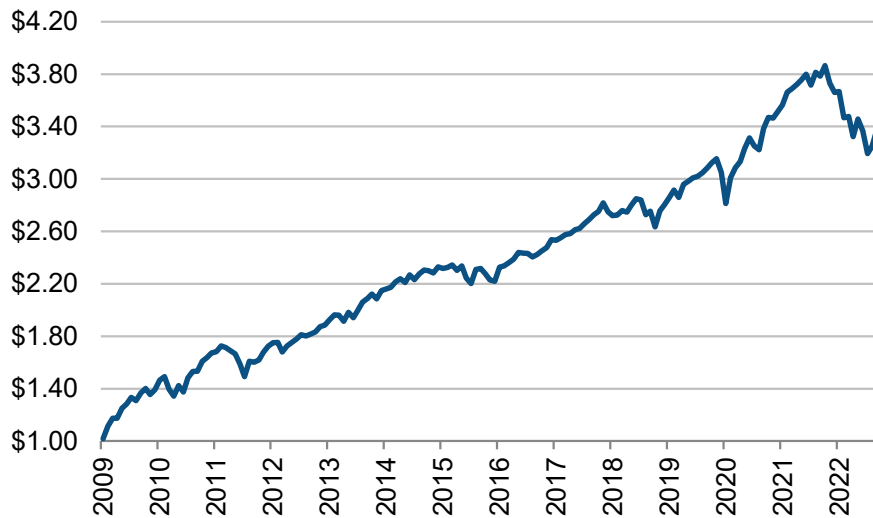


### Performance Detail

	September 2022	October 2022	November 2022
Beginning Value	3,265,063	2,999,194	3,046,545
Net Contributions	(98,677)	(6,634)	-
Capital Appreciation	(174,810)	48,453	111,339
Income	7,618	5,532	5,595
Ending Value	2,999,194	3,046,545	3,163,479
<b>Total Return</b>	<b>-5.12%</b>	<b>1.75%</b>	<b>3.84%</b>

Data as of 11/30/2022

### Growth of \$1.00 – Ending 11/30/2022

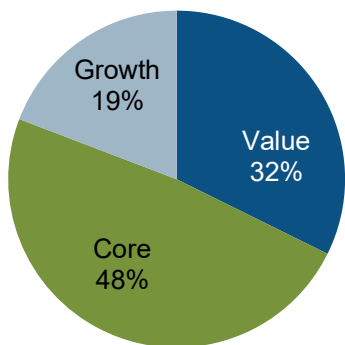




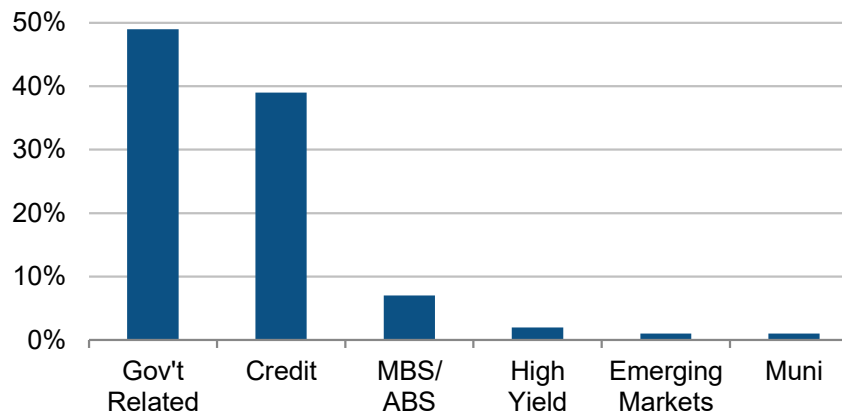
# Performance Report – Target Date 2040 Portfolio

## Portfolio Characteristics – 55% Stocks/43% Bonds/2% Cash

### Stocks



### Bonds

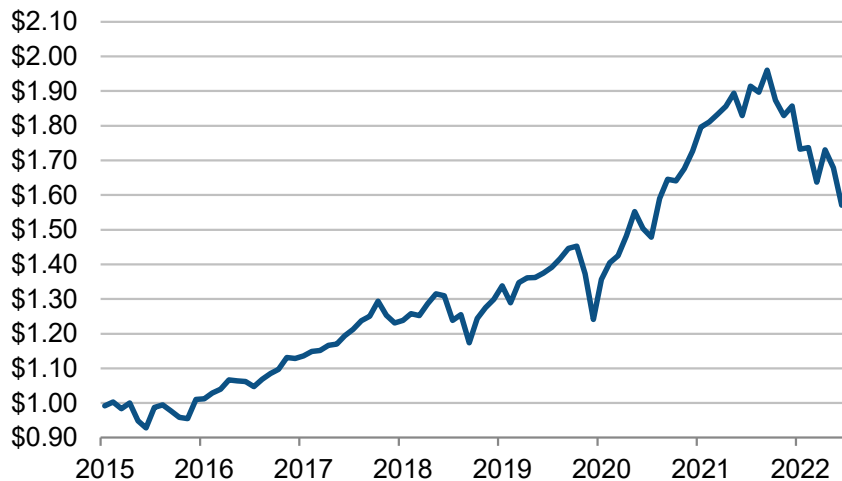


### Performance Detail

	September 2022	October 2022	November 2022
Beginning Value	2,121,200	1,976,871	2,043,237
Net Contributions	(8,227)	(14,613)	-
Capital Appreciation	(140,761)	78,860	85,241
Income	4,659	2,119	2,139
Ending Value	1,976,871	2,043,237	2,130,617
<b>Total Return</b>	<b>-6.42%</b>	<b>4.05%</b>	<b>4.28%</b>

Data as of 11/30/2022

### Growth of \$1.00 – Ending 11/30/2022

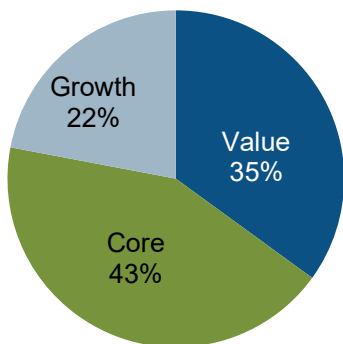




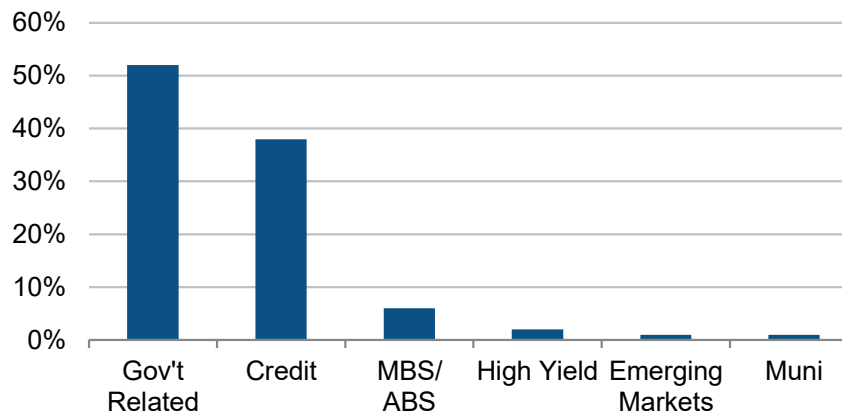
# Performance Report – Target Date 2050 Portfolio

## Portfolio Characteristics – 69% Stocks/27% Bonds/4% Cash

### Stocks



### Bonds

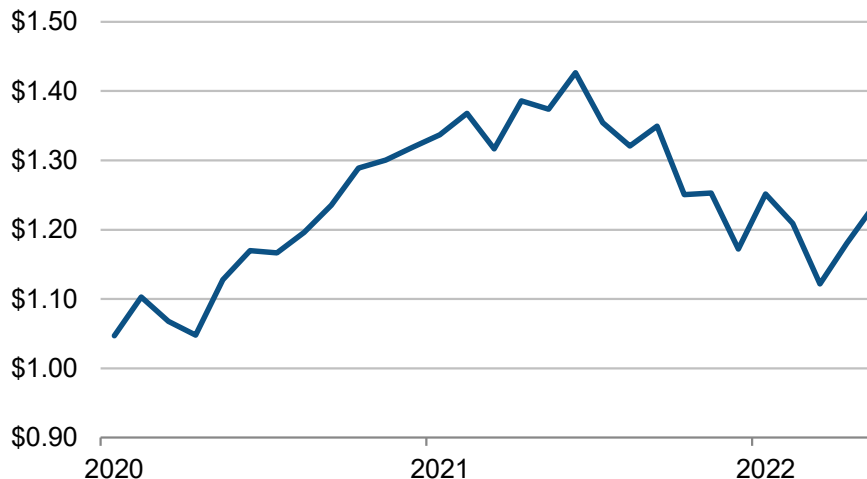


### Performance Detail

	September 2022	October 2022	November 2022
Beginning Value	552,209	560,091	587,179
Net Contributions	48,823	(2,314)	-
Capital Appreciation	(42,297)	29,029	26,776
Income	1,356	373	392
Ending Value	560,091	587,179	614,347
<b>Total Return</b>	<b>-7.20%</b>	<b>5.21%</b>	<b>4.63%</b>

Data as of 11/30/2022

### Growth of \$1.00 – Ending 11/30/2022

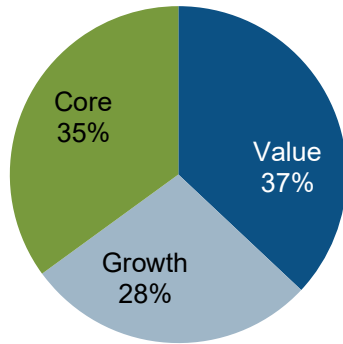




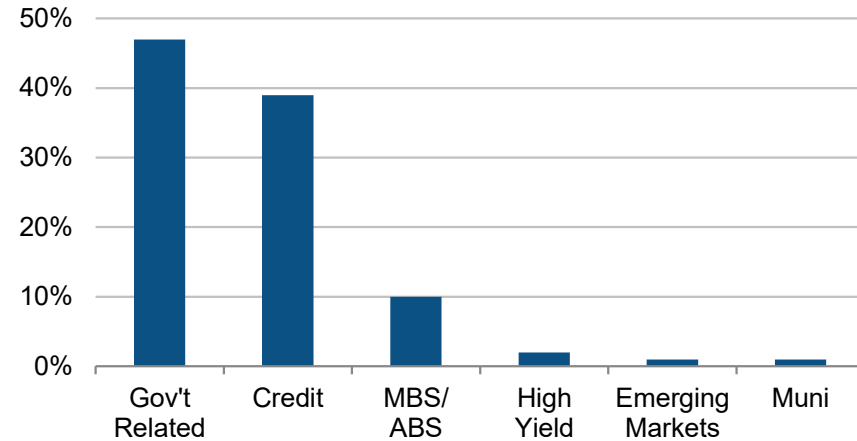
# Performance Report – Conservative Growth Portfolio

## Portfolio Characteristics – 20% Stocks/74% Bonds/6% Cash

### Stocks



### Bonds



### Performance Detail

	September 2022	October 2022	November 2022
Beginning Value	15,948,814	15,615,815	15,803,785
Net Contributions	330,106	62,523	-
Capital Appreciation	(698,838)	94,980	500,103
Income	35,733	30,467	32,407
Ending Value	15,615,815	15,803,785	16,336,295
<b>Total Return</b>	<b>-4.14%</b>	<b>0.76%</b>	<b>3.37%</b>

Data as of 11/30/2022

### Growth of \$1.00 – Ending 11/30/2022

